

State Level National Talent Search Examination (NTSE)
2021-2022

USER MANUAL

(URL: <https://scholarships.wbsed.gov.in>)

STEP 1: Open any html 5 web browser (Preferable Latest version of Firefox or Chrome). Type the url given above in the address bar of the browser. You will see the home page of scholarships portal of School Education Department, GoWB.

Scholarships Portal
School Education Department
Government of West Bengal

Administrative Area
helpscholarships@gmail.com

Screen Reader Adjust font size

NTSE 2021-22 NMMSE 2021 Notice

- Address of Office of District Inspector of Schools (Secondary Education) of all districts of West Bengal. **NEW**
- NTSE 2021-22 Instruction **NEW**
- NMMSE 2021 Instruction **NEW**
- Online Application for NTSE 2021-22 and NMMSE 2021 - Starts From 11.11.2021 To 30.11.2021 **NEW**

Old Notices...

LOGIN
Enter Your Registration No and Password:

10

.....

65 + 59 Result

The above calculation result should be given in result section.

SIGN IN

Forgot Registration No / Password ?
New user resigter here

Best Resolution: 1280*767
Best Viewed With:

Copyright © School Education Department, GoWB.

This site is designed by National Informatics Centre (NIC). Content, DATA owned and maintained by Department of School Education, Government of West Bengal.

STEP 2: Every applicant of NTSE 2021-2022 need to do one-time registration process. Click on “New user register here” to register yourself. It is a one-time process for each applicant. On clicking you will be forwarded to a new window to select scholarships type.

The screenshot displays the Scholarships Portal for the School Education Department, Government of West Bengal. The header includes the department's logo, name, and contact information. A navigation bar at the top right features an 'Administrative Area' link and an email address. The main content area is divided into two sections. On the left, a 'Notice' section lists updates for NTSE 2021-22 and NMMSE 2021, including instructions and application dates. On the right, a 'LOGIN' section prompts users to enter their registration number and password. Below the login fields is a calculator showing '65 + 59' and a 'Result' button. A 'SIGN IN' button is also present. At the bottom of the login section, there are links for 'Forgot Registration No / Password ?' and 'New user resigter here' (with a typo). A red arrow points to the 'New user resigter here' link. The footer contains technical specifications, copyright information, and a disclaimer about the site's design and maintenance.

Scholarships Portal
School Education Department
Government of West Bengal

Administrative Area
helpscholarships@gmail.com

NTSE 2021-22 NMMSE 2021 Notice

- Address of Office of District Inspector of Schools (Secondary Education) of all districts of West Bengal. **NEW**
- NTSE 2021-22 Instruction **NEW**
- NMMSE 2021 Instruction **NEW**
- Online Application for NTSE 2021-22 and NMMSE 2021 - Starts From 11.11.2021 To 30.11.2021 **NEW**

Old Notices...

LOGIN
Enter Your Registration No and Password:

10
.....

65 + 59 Result
The above calculation result should be given in result section.

SIGN IN

Forgot Registration No / Password ?
New user resigter here

Best Resolution: 1280*767
Best Viewed With:

Copyright © School Education Department, GoWB.

This site is designed by National Informatics Centre (NIC). Content, DATA owned and maintained by Department of School Education, Government of West Bengal.

STEP 3: Here you need to choose “State Level National Talent Search Examination, 2021-2022” for NTSE 2021-2022 to proceed. Click on “State Level National Talent Search Examination, 2021-2022”.

The screenshot shows the 'Scholarships Portal' for the School Education Department, Government of West Bengal. The page features a header with the department's logo, a 'Home' button, and accessibility options like 'Screen Reader' and font size adjusters. The main content area, titled 'SCHOLARSHIP APPLICATION', presents two options: 'State Level National Talent Search Examination, 2021-2022' (highlighted with a red box and a red arrow pointing to it) and 'Centrally Sponsored National Means-Cum-Merit Scholarship Examination, 2021'. Below the first option, a red text link reads 'Click Here For NTSE 2021-2022'. The background of the main area shows a group of school children. The footer contains technical details such as 'Best Resolution: 1280*767', 'Best Viewed With' (with browser icons), 'Copyright © School Education Department, GoWB.', and a statement about the site's design by the National Informatics Centre (NIC).

Scholarships Portal
School Education Department
Government of West Bengal

Home
helpscholarships@gmail.com

Screen Reader
Adjust font size A- A A+

SCHOLARSHIP APPLICATION

State Level National Talent Search Examination, 2021-2022

Centrally Sponsored National Means-Cum-Merit Scholarship Examination, 2021


[Click Here For NTSE 2021-2022](#)

Best Resolution: 1280*767
Best Viewed With:

Copyright © School Education Department, GoWB.

This site is designed by National Informatics Centre (NIC). Content, DATA owned and maintained by Department of School Education, Government of West Bengal.

STEP 4: By clicking on scholarships type you will be forwarded to NTSE, 2021-22 instruction page. Read complete instruction before proceed carefully. Scroll down to bottom of the page and you will see two buttons. You can Download Instruction by clicking on left button and to proceed with registration click on 'PROCEED TO REGISTRATION'.

**Scholarships Portal**
School Education Department
Government of West Bengal

[A](#) [A](#) [Screen Reader](#) Adjust font size [A-](#) [A](#) [A+](#)

[Home](#)

helpscholarships@gmail.com

NTSE INSTRUCTIONS FOR ONLINE APPLICATION.

DATE OF EXAMINATION : [REDACTED]

LAST DATE OF SUBMISSION ONLINE APPLICATION FROM : [REDACTED]




PLEASE GO THROUGH THE INSTRUCTIONS CAREFULLY BEFORE FILLING UP THE FORM:

Eligibility:


- Students of class X of any affiliated and recognized school of W.B.B.S.E./W.B.B.M.E./I.C.S.E./C.B.S.E in West Bengal securing 50% and above marks for General and Economically Weaker Section (EWS) [40% and above marks for S.C/S.T/OBC (as per Central Govt. norms)/Physically Disabled Candidates] in the final examination of class IX are eligible to appear at State level NTSE, 2021.
- Students who have registered under Open Distance Learning (ODL) under NIOS / West Bengal Council of Rabindra Open Schooling and secured 50% for General and EWS Candidate and above marks in the pre-10th level examination [40% and above marks for SC/ST/OBC (as per Central Govt. norms)/Physically Disabled Candidates] will also be eligible for Scholarship provided the student is below the age of 18 years (as on 1st July, 2020), the student is not employed and he/she will appear at class 10th level examination for the first time. In case of Study Centres under ODL mode, the Coordinator or Authorized person shall authenticate the required particulars of the candidates mentioning approval number, code etc. of the Study Centre.
- E.W.S Candidates must submit certificates of EWS, otherwise they will be treated as General.

- Private Aided:** A Private Aided school is that which is run by an individual or a private organization and receives grant from Government or Local Body.
- Private Unaided:** A Private Unaided School is that which is managed by an individual or a private organization and does not receive any grant either from Government or Local Body.

[Click here to download Instruction](#) [DOWNLOAD INSTRUCTION](#) [PROCEED TO REGISTRATION](#) [Click here for Registration Process](#)

Best Resolution: 1280*767 Copyright © School Education Department, GoWB. Developed and Maintained By National Informatics Centre Best Viewed With:   

STEP 5: Now you will see a registration form containing some basic details. Here all the details are mandatory. Give proper and valid email id and mobile number as all future communication will be made to these. Set a strong password. This password is required to login for application fill up and for the rest of the process. You will get USERID / Registration No after successful registration. You will also receive email. Same will be for NTSE, 2021-22.



Scholarships Portal
 School Education Department
 Government of West Bengal

A

A

Screen Reader

Adjust font size

A-

A

A+

[Home](#)
helpscholarships@gmail.com

STATE LEVEL NATIONAL TALENT SEARCH EXAMINATION, 2022

(FOR STUDENTS STUDYING IN CLASS X)

REGISTRATION

Applicant's Details

Name of Candidate (Do not write Miss/Mister)* <div>FIRST NAM</div> <div>MIDDLE N</div> <div>LAST NAM</div>			Gender* <div>Select Gender</div>
Father's Name (Do not write Mr./Dr./Prof.)* <div>FIRST NAM</div> <div>MIDDLE N</div> <div>LAST NAM</div>			Date of Birth* <div>dd-mm-yyyy</div>
Security Question 1* <div>Select Security Question</div>	<div>Answer</div>	Email* <div>email</div>	Mobile* <div>MOBILE NO</div>
Security Question 2* <div>Select Security Question</div>	<div>Answer</div>	Password* <div></div>	Password Policy
			Retype Password* <div></div>

Email and Mobile no should be valid.

All further communication will be made by Email/SMS.


Register

All the feilds are mandatory here.


Fill all the details and click here.

Best Resolution: 1280*767

Copyright © School Education Department, GoWB. Developed and Maintained By National Informatics Centre

Best Viewed With: 

STEP 6: After fill up registration form click on “Register” to complete registration process.



Scholarships Portal
School Education Department
Government of West Bengal

A A

Screen Reader

Adjust font size

A- A A+

[Home](#)
helpscholarships@gmail.com

STATE LEVEL NATIONAL TALENT SEARCH EXAMINATION, 2022

(FOR STUDENTS STUDYING IN CLASS X)

REGISTRATION

Applicant's Details

Name of Candidate (Do not write Miss/Mister) *			Gender *	MALE ✓
TEST ✓	MIDDLE N.	TEST ✓	Date of Birth *	08-12-2003 ✓
Father's Name (Do not write Mr./Dr./Prof.) *			Email *	test@test.com ✓
TEST ✓	MIDDLE N.	TEST ✓	Mobile *	9800000000 ✓
Security Question 1 *			Password * ✓ Password Policy
What is your birth place ✓	test ✓		Retype Password * ✓
Security Question 2 *				
What is your grand father's first na ✓	test ✓			

Register


Click Here to Register

Best Resolution: 1280*767

Copyright © School Education Department, GoWB. Developed and Maintained By National Informatics Centre

Best Viewed With:   

STEP 7: After clicking on register, if registration is successfully done system will provide you a registration number along with registration details. You may download it or proceed to login for application filling up.



Scholarships Portal
School Education Department
Government of West Bengal

[A](#) [A](#) [Screen Reader](#) Adjust font size [A-](#) [A](#) [A+](#)

[Home](#)
helpscholarships@gmail.com

STATE LEVEL NATIONAL TALENT SEARCH EXAMINATION, 2022

(FOR STUDENTS STUDYING IN CLASS X)

Congratulations! Your registration is successful with registration number **WB1AIL15** [REDACTED] **87**. Kindly note down and use the Registration Number for login in the system.

Print / Download Registration Details

[Download](#)

Login to your account and complete your profile to submit the application

[Click Here](#)

**To Download Registration Details
Click Here**


**Click here to go to Login window
or go to Home page for Login
and filling up application**

Best Resolution: 1280*767

Copyright © School Education Department, GoWB. Developed and Maintained By National Informatics Centre

Best Viewed With:   

STEP 8: Now you can login with your registration no as USER ID and password (Set at the time of registration).



Scholarships Portal
School Education Department
Government of West Bengal

A A

Screen Reader

Adjust font size

A- A A+

Administrative Area
helpscholarships@gmail.com

NTSE 2021-22

NMMSE 2021

Notice

- Address of Office of District Inspector of Schools (Secondary Education) of all districts of West Bengal. **NEW**
- NTSE 2021-22 Instruction **NEW**
- NMMSE 2021 Instruction **NEW**
- Online Application for NTSE 2021-22 and NMMSE 2021 - Starts From 11.11.2021 To 30.11.2021 **NEW**

Click Here

LOGIN

Enter Your Registration No and Password:

10

.....

65 + 59

Result




The above calculation result should be given in result section.

SIGN IN

Forgot Registration No / Password ?

New user resigter here

Old Notices...

Best Resolution: 1280*767
Best Viewed With:   

Copyright © School Education Department, GoWB.

This site is designed by National Informatics Centre (NIC). Content, DATA owned and maintained by Department of School Education, Government of West Bengal.

STEP 9-a: On successful login you will be redirected to your scholarships dashboard. Here you can see application current status along with a set of control. Click on “Application” and then click “Form Fill Up” to fill up NTSE, 2021-22 application form. You may read instructions given at bottom-right corner of the page.

Scholarships Portal
School Education Department
Government of West Bengal

Dashboard Application TEST

Form Fill Up

WELCOME! (NTSE 2021-2022 APPLICANT)

TEST TEST

Class X (Ten)
DOB 08-12-2003
ID WB1A [REDACTED] 7

Registration Details

More info

25-Jul-2019

Father's Name
TEST TEST

Date of Application
25-07-2019

Contact
9000050000

Current Status

- REGISTRATION DONE. REGISTRATION NO- WB1A [REDACTED] 7
- APPLICATION NOT FILLED UP.
- DOCUMENTS NOT UPLOADED YET.
- APPLICATION NOT FINALIZED.

Instructions

Next Step: Dear Test Test, you have not completely filled up your application. Kindly save your application, lock it and upload all necessary documents and finalize your application before the last date. [Click on Application and then Form Fillup].

Best Resolution: 1280*767
Copyright © School Education Department, GoWB. Developed and Maintained By National Informatics Centre
Best Viewed With: [Icons]

STEP 9-b: In case you have done some mistake while filling up application form or in document uploading, your application will be unlocked for some reason mentioned in the dashboard. You will receive an email regarding the same. Follow from step 9(a) [except 9(b)] and continue application edit/fill-up and correct your mistake mentioned in email / at dashboard. After correction kindly finalize your application before last date given to you.

A sample unlocked situation is given bellow-

The screenshot displays the Scholarships Portal interface for a user named 'TEST TEST' (NTSE 2021-2022 APPLICANT) from Adhata High School (H.S.). The user's profile shows a placeholder for a photo, Class X (Ten), DOB 08-12-2003, and ID WB11 [REDACTED]. A 'Registration Details' button is visible.

The 'Current Status' section indicates 'Application Unlocked' with a red arrow pointing to a red box stating: 'YOUR APPLICATION HAS BEEN UNLOCKED DUE TO INVALID INFORMATION. PLEASE RECTIFY AND RE-FINALIZE YOUR APPLICATION.' Below this, a blue box shows 'REGISTRATION DONE' with registration number WB11 [REDACTED]. An orange box shows 'APPLICATION SAVED'. A yellow box shows 'DOCUMENTS UPLOADING DONE'. A grey box shows 'APPLICATION NOT FINALIZED'.


The 'More info' section lists details as of 25-Jul-2019: Father's Name (TEST TEST), Date of Application (25-07-2019), and Contact (9000050000).

The 'Instructions' section provides the next step: 'Dear Test Test, you have saved your application. Kindly lock your application, download your application and upload all necessary documents and finalize your application before the last date. [Click on Application and then Form Fillup].' A red arrow points to the 'Form Fill Up' button in the top navigation bar.

The footer contains the text: 'Best Resolution: 1280*767', 'Copyright © School Education Department, GoWB. Developed and Maintained By National Informatics Centre', and 'Best Viewed With:' followed by logos for Internet Explorer, Google Chrome, and Microsoft Edge.

STEP 10: Here you need to fill up application form dully with no-mistake and no wrong information. Any wrong information may cancel your candidature. After filling up application form click on 'Save' (at the center-bottom of this page) to save your application as draft mode. You may change your details in the application form and save it until you lock your application form.

The application form of NTSE is given below:

**Scholarships Portal**
School Education Department
Government of West Bengal

DashboardApplicationTEST

STATE LEVEL NATIONAL TALENT SEARCH EXAMINATION, 2022
(FOR STUDENTS STUDYING IN CLASS X)

APPLICATION FORM

Primary Details

Name of Candidate *

TEST

MIDDLE N

TEST

Gender *

MALE

Father's Name *

TEST

MIDDLE N

TEST

Date of Birth *

08-12-2003

Mother's Name *

FIRST NAM

MIDDLE N

LAST NAM

Email

test@test.com

Aadhaar No.

Aadhaar number

Mobile

9000050000

Landline

LANDLINE

Postal Address

Locality/House No./Street Name *

HOUSE/COMPLEX NO.

State *

Select State

City/Town/Village *

VILLAGE/STREET

District *

Select District

Post Office *

POST OFFICE

Area *

Select

PIN Code *

PIN CODE

Institution Details (in which candidate presently studying at Class X)

Type of Course*	Select ▼	Medium of Examination at NCERT level*	Select ▼
State	West Bengal	Medium of Examination at State level*	Select ▼
District*	Select District ▼	Medium of Language portion of MAT at NCERT level*	Select ▼
Sub-division*	Select Sub-Division ▼	Marks Obtained in class IX in Final Exam*	MARKS
School Name*	Select School ▼	Total Marks in class IX in Final Exam*	TOTAL MARKS
Institution Locality/Area*	Select ▼		
Are you Student of Kendriya Vidyalaya/ Navodaya Vidyalaya ?*	Select ▼		

If you are a student of Kendriya Vidyalaya or Navodaya Vidyalaya then select “Yes” and then one another field will appear where you have to select the school.




Are you Student of Kendriya Vidyalaya/ Navodaya Vidyalaya ?*

YES ▼

Select School*
(Kendriya Vidyalaya/ Navodaya Vidyalaya)

Kendriya Vidyalaya ▼

Select
Kendriya Vidyalaya
Navodaya Vidyalaya



Nxet is selecting the category from the dropdown. If the candidate belong any category except General, then they have to provide certificates related to that. Read the instruction carefully.

Category Details

**** The applicants who only belong to non- Creamy Layer of OBC category of Central list will be treated as OBC category.**

**** The applicants who do not belong to OBC category of Central list will apply as General category.**

**** For further reference visit http://www.ncbc.nic.in/User_Panel/CentralListStateView.aspx**

**** EWS category candidates must submit certificates of EWS, otherwise they will be treated as General category.**

Category of Candidate *

General ✓

Select

General

OBC as per Central Govt. Norms

SC

ST

EWS

For Specifically OBC category:

Category Details

**** The applicants who only belong to non- Creamy Layer of OBC category of Central list will be treated as OBC category.**

**** The applicants who do not belong to OBC category of Central list will apply as General category.**

**** For further reference visit http://www.ncbc.nic.in/User_Panel/CentralListStateView.aspx**

**** EWS category candidates must submit certificates of EWS, otherwise they will be treated as General category.**

Category of Candidate *

OBC as per Central Govt. N ✓

Do you belong to the OBC Category of Central List? *

Select ✓

Select

YES

No

(Please Refer details given on http://www.ncbc.nic.in/User_Panel/CentralListStateView.aspx)

Category of Candidate *

OBC as per Central Govt. N ✓

Do you belong to the OBC Category of Central List? *

YES ✓

OBC State *

Select State ▼

If the candidate belong from OBC category of the Central List of the **West Bengal** state the they have to select the Sub-Caste from Dropdown.

Category of Candidate*	OBC as per Central Govt. N ✓	Do you belong to the OBC Category of Central List? *	YES ✓
OBC State*	WEST BENGAL ✓	Select OBC Sub-Caste*	Select OBC Sub-Caste ▼

Otherwise if they belong to OBC category of **Other State** then they have to type the Sub-Caste.

Category of Candidate*	OBC as per Central Govt. N ✓	Do you belong to the OBC Category of Central List? *	YES ✓
OBC State*	BIHAR ✓	Type OBC Sub-Caste*	SUB-CATEGORY OF OBC

Other Details

Parental Annual Income*

Select

Actual Annual Income*

Annual income

Father's Education*

Select

Father's Occupation*

Select

No of Brothers*

NO OF BROTHERS

No of Sisters*

NO OF SISTER

Disability status of
Candidate as per P.W.D.
Act*

Select

Mother's Education*

Select

Mother's Occupation*

Select

No of Family members living
in house*

FAMILY MEMBER LIVING IN HOI

At what no. is the Candidate
among his/her brothers and
sisters*

AT WHAT POSITION

Photo Upload

- ** Upload a Passport size photograph[3.5cm X 4.5cm] in .jpg or .jpeg format.
- ** Photograph file size should be within 50KB.
- ** Photograph background should be clear and light colored.
- ** Do Not Upload any Selfie or Mobile capture photo.

****If Changes are not shown then press CTRL+F5 keys.**

Photo*

Choose File No file chosen

Uploaded Image



Click Here to Upload Profile Image

Save

**After filling up all the Information
Click Here to Save**

Best Resolution: 1280*767

Copyright © School Education Department, GoWB. Developed and Maintained
By National Informatics Centre

Best Viewed With:   

STEP 11: Once saved you may find a Lock button at the bottom-right corner of the page. If you do not need any change in application form you can click on “Lock Details” to lock your application form and proceed to next step.

The screenshot shows a web form for photo upload. At the top, under 'Photo Upload', there are instructions: 'Upload a Passport size photograph[3.5cm X 4.5cm] in .jpg or .jpeg format.', 'Photograph file size should be within 50KB', 'Photograph background should be clear and light colored.', and 'Do Not Upload any Selfie or Mobile capture photo.' Below this, a note says '**If Changes are not shown then press CTRL+F5 keys.' The form has a 'Photo*' label, a 'Change photo' button, and an 'Uploaded Image' placeholder showing a silhouette with a question mark. At the bottom, there is a 'Save' button, a red arrow pointing to a 'Lock Details' button, and a text prompt 'Click here to Lock the Application Details'. The footer contains 'Best Resolution: 1280*767', 'Copyright © School Education Department, GoWB. Developed and Maintained By National Informatics Centre', and 'Best Viewed With:' followed by browser icons.

After clicking the Lock button, this window will open. Click “Lock My Details” button to lock the Application.

This screenshot shows the same application form as before, but with a confirmation dialog box overlaid. The dialog box has an orange header that says 'ARE YOU SURE TO LOCK FILLED DETAILS!' and a white body with the text 'Once locked you will not be able to change your details further.' At the bottom of the dialog are two buttons: 'Lock My Details' and 'Cancel'. The background form is dimmed, showing the 'Photo Upload' section and the 'Lock Details' button at the bottom right.

STEP 12: Once you locked your application form you will move to next step to download section where you need to download “Verification Certificate”. Take a print and signed it by your school / institutions HOI and scan the 2nd page of the verification certificate and get ready to upload it in upload section.

The screenshot shows the 'Scholarships Portal' header with the School Education Department logo and navigation links for Dashboard, Application, and TEST. The main heading is 'STATE LEVEL NATIONAL TALENT SEARCH EXAMINATION, 2022 (FOR STUDENTS STUDYING IN CLASS X)'. Below this is a 'DOWNLOAD SECTION' header. A text box instructs users to download the filled application form with HOI Certificate and get it attested with an official seal. A red arrow points from the text 'Click Here to Download the Verification Certificate' to a 'Download' button.

Scholarships Portal
School Education Department
Government of West Bengal

Dashboard Application TEST

STATE LEVEL NATIONAL TALENT SEARCH EXAMINATION, 2022
(FOR STUDENTS STUDYING IN CLASS X)

DOWNLOAD SECTION

Download the filled application form with HOI Certificate and get the Certificate attested with official seal by HOI. The scan copy of signed application is to be uploaded later to complete the application process.

Click Here to Download the Verification Certificate

Download

For OBC Candidates, there will be an extra Download button of Central Government prescribe format of OBC Certificate which needs to be filled and signed by the competent authority and should be uploaded.

This screenshot shows the same 'DOWNLOAD SECTION' but with an additional row. The first row is identical to the one in the previous screenshot. The second row is titled 'OBC Certificate Format' and instructs users to download the certificate and get it attested with an official seal from the Component Authorities. A red arrow points from the text 'OBC Certificate for Only OBC Candidates' to the 'Download' button for this row.

DOWNLOAD SECTION

Download the filled application form with HOI Certificate and get the Certificate attested with official seal by HOI. The scan copy of signed application is to be uploaded later to complete the application process.

Download

OBC Certificate Format - Download the Certificate and get the Certificate attested with official seal from the Component Authorities. The scan copy of filled and signed Certificate is to be uploaded later to complete the application process.

Download

OBC Certificate for Only OBC Candidates

STEP 13: Next step is uploading of supporting documents. Kindly read instructions before proceed to this section.

For NTSE, 2021-22, you need to upload scan copy of verification certificate (2nd page only). In case if you belong to EWS category then you need to upload the EWS certificate. In case if you belong to “SC / ST/ OBC (as per Central Govt. norms)” you need to upload scan copy of your cast certificate. If you are “Physically Disabled”, you need to upload scan copy of Disability Certificate. Click On upload to proceed to the document uploading section.

Scholarships Portal
School Education Department
Government of West Bengal

Dashboard Application TEST

Download Upload

WELCOME! (NTSE 2021-2022 APPLICANT) **Click on Upload to Proceed**

TEST TEST

Class X (Ten)
DOB 08-12-2003
ID WB1234567

Registration Details
Verification Certificate

Current Status

REGISTRATION DONE. REGISTRATION NO- WB1234567

APPLICATION SAVED & LOCKED.

DOCUMENTS NOT UPLOADED YET.

APPLICATION NOT FINALIZED.

Instructions

Next Step: Dear Test-Test, you have not yet uploaded documents. Kindly upload attested certificate from H.O.I of the printed application along with all necessary documents and finalize your application before the last date. [Click on Application and then upload]

More info

25-Jul-2019

Father's Name
TEST TEST

Date of Application
25-07-2019

Contact
9000050000

Best Resolution: 1280*767
Copyright © School Education Department, GoWB. Developed and Maintained By National Informatics Centre
Best Viewed With: [Icons]

STEP 14: By clicking on upload system will move to upload section, where you need to upload supporting documents in PDF format under 200 KB file size. By first time when you move to upload section “Finalize Application”. After uploading of all documents this button will get active automatically. Click on “Finalize Application” to finalize your application.

Scholarships Portal
School Education Department
Government of West Bengal

Dashboard Application TEST

STATE LEVEL NATIONAL TALENT SEARCH EXAMINATION, 2022

(FOR STUDENTS STUDYING IN CLASS X)

UPLOADING SECTION

Uploading Details (All files should be in PDF format and each files should be within 200kb in size.)

Verification Certificate (From HOI)*	<input type="button" value="Choose File"/> No file chosen	Click To Upload → <input type="button" value="Upload"/> Pending
Caste Certificate*	<input type="button" value="Choose File"/> No file chosen	<input type="button" value="Upload"/> Pending
Disability Certificate*	<input type="button" value="Choose File"/> No file chosen	<input type="button" value="Upload"/> Pending
Income Certificate(As Per Central Govt. Norms)*	<input type="button" value="Choose File"/> No file chosen	<input type="button" value="Upload"/> Pending

Click To Select the Uploaded File →

Finalize Application

Best Resolution: 1280*767 Copyright © School Education Department, GoWB. Developed and Maintained By National Informatics Centre Best Viewed With:



STATE LEVEL NATIONAL TALENT SEARCH EXAMINATION, 2022

(FOR STUDENTS STUDYING IN CLASS X)

UPLOADING SECTION

Application Details (All files should be in PDF format and each files should be within 200kb in size)

Verification Certificate (From HOI)*

Choose File

No file chosen

Upload

View

✓ Uploaded

Click to view the
Uploaded File

Caste Certificate*

Choose File

No file chosen

Upload

View

✓ Uploaded

Disability Certificate*

Choose File

No file chosen

Upload

View

✓ Uploaded

Income Certificate(As Per Central
Govt. Norms)*

Choose File

No file chosen

Upload

View

✓ Uploaded

After uploading all the Documents this button will get activated.
Click on it to finalize your Application. Once you finilize your application,
you are unable to change any documents.

Finalize Application

After clicking the Finalize button, this window will open. Click “Finalize My Application” button to final submit.

The screenshot displays the Scholarships Portal interface for the School Education Department, Government of West Bengal. The header includes the department's logo and name, along with navigation links for Dashboard, Application, and TEST. The main content area lists four certificate types: Verification Certificate (From HOI)*, Caste Certificate*, Disability Certificate*, and Income Certificate(As Per Central Govt. Norms)*. Each entry has a 'Choose File' button, a status indicator ('No file chosen'), and 'Upload' and 'View' buttons. The 'View' buttons are disabled, and each entry is marked as 'Uploaded'. A modal dialog box is open in the center, titled 'ARE YOU SURE TO FINALIZE YOUR APPLICATION!'. It contains the text 'This is your last Step of Application submission for Scholarship.' and two buttons: 'Finalize My Application' and 'Cancel'. A 'Finalize Application' button is also visible at the bottom right of the main content area.

Scholarships Portal
School Education Department
Government of West Bengal

Dashboard Application TEST

Certificate Type	File Selection	Upload	View	Status
Verification Certificate (From HOI)*	Choose File No file chosen	Upload	View	Uploaded
Caste Certificate*	Choose File No file chosen	Upload	View	Uploaded
Disability Certificate*			View	Uploaded
Income Certificate(As Per Central Govt. Norms)*			View	Uploaded

ARE YOU SURE TO FINALIZE YOUR APPLICATION!


This is your last Step of Application submission for Scholarship.

Finalize My Application Cancel

Finalize Application

Best Resolution: 1280*767 Copyright © School Education Department, GoWB. Developed and Maintained By National Informatics Centre Best Viewed With: [Logos]

STEP 15: Your application form has been sent for verification. You will be notified once it gets any update. If your application form has been unlocked due to some reason, then you need to follow step 9(b).

**Scholarships Portal**
School Education Department
Government of West Bengal




DashboardApplicationTEST

STATE LEVEL NATIONAL TALENT SEARCH EXAMINATION, 2022
(FOR STUDENTS STUDYING IN CLASS X)


UPLOADING SECTION

Application Details (All files should be in PDF format and each files should be within 200kb in size.)

You have finalized your application.

Best Resolution: 1280*767Copyright © School Education Department, GoWB. Developed and Maintained By National Informatics CentreBest Viewed With:   

STEP 16: After completing the whole process, your Dashboard will look like this.




Scholarships Portal
School Education Department
Government of West Bengal

DashboardApplicationTEST

WELCOME! (NTSE 2021-2022 APPLICANT)

TEST TEST



ClassX (Ten)

DOB08-12-2003

IDWB1A [REDACTED] 87

Registration Details

Verification Certificate

Current Status

REGISTRATION DONE. REGISTRATION NO- WB1 [REDACTED] 87

APPLICATION SAVED & LOCKED.

DOCUMENTS UPLOADING DONE.

APPLICATION FINALIZED.

More info

25-Jul-2019

Father's Name

TEST TEST

Date of Application

25-07-2019

Contact


9000050000

Instructions

Next Step: Dear Test Test, you have successfully completed application process. Your application has been sent for verification purposes.

Best Resolution: 1280*767

Copyright © School Education Department, GoWB. Developed and Maintained By National Informatics Centre

Best Viewed With: 

THANK YOU