

# **Centrally Sponsored National Means-Cum-Merit Scholarship Examination (NMMSE)-2019**

## **USER MANUAL**

(URL: <https://scholarships.wbsed.gov.in>)

**STEP 1:** Open any html 5 web browser (Preferable Latest version of Firefox or Chrome). Type the url given above in the address bar of the browser. You will see the home page of scholarships portal of School Education Department, GoWB.

**Scholarships Portal**  
School Education Department  
Government of West Bengal

Administrative Area  
helpscholarships@gmail.com

Screen Reader Adjust font size

NTSE 2020 NMMSE 2019 Notice

- NTSE 2020 Instruction **NEW**
- NMMSE 2019 Instruction **NEW**

Old Notices...

**LOGIN**  
Enter Your Registration No and Password:

Registration No

Password

2 + 20 Result

The above calculation result should be given in result section.

**SIGN IN**

Forgot Registration No / Password ?  
New user resigter here

Best Resolution: 1280\*767 Copyright © School Education Department, GoWB. Developed and Maintained By National Informatics Centre Best Viewed With:

**STEP 2:** Every applicant of NMMSE 2019 need to do one-time registration process. Click on “New user register here” to register yourself. It is a one-time process for each applicant. On clicking you will be forwarded to a new window to select scholarships type.

The screenshot displays the Scholarships Portal for the School Education Department, Government of West Bengal. The header includes the department's logo, name, and contact information (helpscholarships@gmail.com). A navigation bar at the top features tabs for NTSE 2020, NMMSE 2019, and Notice. The main content area is divided into two sections. On the left, under the NMMSE 2019 tab, there are links for 'NTSE 2020 Instruction' and 'NMMSE 2019 Instruction', both marked as 'NEW'. On the right, a 'LOGIN' section prompts users to enter their registration number and password. Below the input fields is a CAPTCHA challenge (2 + 20) and a 'Result' button. A 'SIGN IN' button is also present. At the bottom of the login section, there are links for 'Forgot Registration No / Password ?' and 'New user register here', which is highlighted with a red box and a red arrow pointing to it with the text 'Click Here'.

**Scholarships Portal**  
School Education Department  
Government of West Bengal

Administrative Area  
helpscholarships@gmail.com

Screen Reader Adjust font size

NTSE 2020 NMMSE 2019 Notice

- NTSE 2020 Instruction **NEW**
- NMMSE 2019 Instruction **NEW**

Old Notices...

**LOGIN**  
Enter Your Registration No and Password:

Registration No

Password

2 + 20 Result

The above calculation result should be given in result section.

**SIGN IN**

Forgot Registration No / Password ?

**New user register here**

Click Here

Best Resolution: 1280\*767 Copyright © School Education Department, GoWB. Developed and Maintained By National Informatics Centre Best Viewed With:

**STEP 3:** Here you need to choose “Centrally Sponsored National Means-Cum-Merit Scholarship Examination, 2019” as scholarships type for NMMSE 2019 to proceed. Click on “Centrally Sponsored National Means-Cum-Merit Scholarship Examination, 2019”.

The screenshot shows the Scholarships Portal website. At the top, there is a header with the Government of West Bengal logo, the text "Scholarships Portal School Education Department Government of West Bengal", a "Select Language" dropdown, a "Home" button, a "Screen Reader" button, font size adjustment controls, and an email address "helpscholarships@gmail.com". The main content area has a teal background with a group of school children. It features two buttons: "State Level National Talent Search Examination, 2020" and "Centrally Sponsored National Means-Cum-Merit Scholarship Examination, 2019". A red arrow points from the second button to the text "Click here to register for NMMSE-2019". The footer contains technical details: "Best Resolution: 1280\*767", "Copyright © School Education Department, GoWB. Developed and Maintained By National Informatics Centre", and "Best Viewed With:" followed by browser icons.

Scholarships Portal  
School Education Department  
Government of West Bengal

Select Language ▼

Home

Screen Reader

Adjust font size A- A A+

helpscholarships@gmail.com

# SCHOLARSHIP APPLICATION

State Level National Talent Search Examination, 2020

Centrally Sponsored National Means-Cum-Merit Scholarship Examination, 2019

Click here to register for NMMSE-2019


Best Resolution: 1280\*767

Copyright © School Education Department, GoWB. Developed and Maintained By National Informatics Centre

Best Viewed With:



**STEP 4:** By clicking on scholarships type you will be forwarded to NMMSE, 2019 instruction page. Read complete instruction before proceed carefully. Scroll down to bottom of the page and you will see two buttons. You can Download Instruction by clicking on left button and to proceed with registration click on 'PROCEED TO REGISTRATION'.

**Scholarships Portal**  
School Education Department  
Government of West Bengal  
सत्यमेव जयते

[A](#) [A](#) [Screen Reader](#) Adjust font size [A-](#) [A](#) [A+](#)

[Home](#) [helpscholarships@gmail.com](mailto:helpscholarships@gmail.com)

## NMMSE INSTRUCTIONS FOR ONLINE APPLICATION.

**DATE OF EXAMINATION : 17.11.2019**  
**LAST DATE OF SUBMISSION OF ONLINE APPLICATION: 31.08.2019**  
**PLEASE GO THROUGH THE INSTRUCTIONS CAREFULLY BEFORE FILLING UP THE FORM:**

**Eligibility:**

- Students of **class VIII who secured 55% and above marks** in the final examination of class VII are eligible to appear in the Centrally Sponsored NMMS Examination, 2019 for class VIII. **(5% relaxation to SC, ST, Disabled candidates).**
- Students of Kendriya Vidyalaya, Jawahar Navodaya Vidyalaya and State Government run residential schools or any Private school are not entitled to get Scholarship. The students must be studying in recognized Government Schools/Government Aided School/Local Body and Government Sponsored Schools including Madrasah without residential facility.
- Parental Income should be below Rs. 1,50,000 /- (One lakh fifty thousand) per annum from all sources. **Income certificate is to be uploaded.**

**Syllabus / Subject :** There is no prescribed syllabus for NMMSE Examination. Standard of items shall conform to the level of class VII & VIII.




**Scholastic Aptitude Test comprises of the following subjects given below :-**  
1)Mathematics 2)Physical Science 3)Life Science 4)History 5)Geography .

**All questions in the booklet for the NMMSE Examination are objective type. Each question carries one mark. There is no negative marking in the said examination.**


[Click here to download Instruction](#) [↓ DOWNLOAD INSTRUCTION](#) [↗ PROCEED TO REGISTRATION](#) [Click here for Registration Process](#)

Best Resolution: 1280\*767

Copyright © School Education Department, GoWB. Developed and Maintained By National Informatics Centre

Best Viewed With:   

**STEP 5:** Now you will see a registration form containing some basic details. Here all the details are mandatory. Give proper and valid email id and mobile number as all future communication will be made to these. Set a strong password. This password is required to login for application fill up and for the rest of the process. You will get USERID / Registration No after successful registration. You will also receive Email and SMS.



**Scholarships Portal**  
 School Education Department  
 Government of West Bengal

A A

Screen Reader

Adjust font size

A- A A+

[Home](#)  
[helpscholarships@gmail.com](mailto:helpscholarships@gmail.com)

### CENTRALLY SPONSORED NATIONAL MEANS-CUM-MERIT SCHOLARSHIP EXAMINATION, 2019 (FOR STUDENTS STUDYING IN CLASS VIII)

#### REGISTRATION

##### Applicant's Details

**Name of Candidate (Do not write Miss/Mister) \***  

FIRST NAM

MIDDLE N.

LAST NAM

**Gender \***  

Select Gender ▼

**Father's Name (Do not write Mr./Dr./Prof.) \***  

FIRST NAM

MIDDLE N.

LAST NAM

**Date of Birth \***  

dd-mm-yyyy

**Security Question 1 \***  

Select Security Question ▼

Answer

**Mobile \***  

MOBILE NO

**Security Question 2 \***  

Select Security Question ▼

Answer

**Password \***  

[Password Policy](#)

**Retype Password \***

Email ID & Mobile No Should Be Valid.  
All further communication will be made by Email/SMS.


Register

**All feilds are Mandatory Here.**


**Fill all the details and click Here**

Best Resolution: 1280\*767

Copyright © School Education Department, GoWB. Developed and Maintained By National Informatics Centre

Best Viewed With: 

**STEP 6:** After fill up registration form click on “Register” to complete registration process.

**Scholarships Portal**  
School Education Department  
Government of West Bengal  
সাক্ষরতার জয়

Select Language ▼

Home

A A Screen Reader Adjust font size A- A A+

helpscholarships@gmail.com

**CENTRALLY SPONSORED NATIONAL MEANS-CUM-MERIT SCHOLARSHIP EXAMINATION, 2019**  
(FOR STUDENTS STUDYING IN CLASS VIII)

**REGISTRATION**

Applicant's Details

**Name of Candidate (Do not write Miss/Mister)\***

TEST ✓

MIDDLE N.

TEST ✓

**Father's Name (Do not write Mr./Dr./Prof.)\***

TEST ✓

MIDDLE N.

TEST ✓

**Security Question 1\***

What is your birth place ✓▼

test ✓

**Security Question 2\***

What is your grand father's first na ✓▼

test ✓

**Gender\***

MALE ✓▼

**Date of Birth\***

05-12-2006 ✓

**Email\***

test@gmail.com ✓

**Mobile\***

9832000000 ✓

**Password\***

..... ✓

[Password Policy](#)

**Retype Password\***

..... ✓

Register


← **Click Here To Register**

Best Resolution: 1280\*767

Copyright © School Education Department, GoWB. Developed and Maintained By National Informatics Centre

Best Viewed With:   

**STEP 7:** After clicking on register, if registration is successfully done system will provide you a registration number along with registration details. You may download it or proceed to login for application filling up.

**Scholarships Portal**  
School Education Department  
Government of West Bengal  
সাক্ষরতার জয়

A A

Screen Reader

Adjust font size

A- A A+

[Home](#)  
[helpscholarships@gmail.com](mailto:helpscholarships@gmail.com)

CENTRALLY SPONSORED NATIONAL MEANS-CUM-MERIT SCHOLARSHIP EXAMINATION, 2019  
(FOR STUDENTS STUDYING IN CLASS VIII)

**Congratulations!** Your registration is successful with registration number **WB2KLB15** [REDACTED] **764**. Kindly note down and use the Registration Number for login in the system.

Print / Download Registration Details

Download

Login to your account and complete your profile to submit the application

Click Here

**To Download Registration Details  
Click Here**

**Click here to go to Login window  
or go to Home page for Login and  
filling up application**

Best Resolution: 1280\*767

Copyright © School Education Department, GoWB. Developed and Maintained By National Informatics Centre

Best Viewed With:   



**STEP 8:** Now you can login with your registration no as USER ID and password (Set at the time of registration).

**Scholarships Portal**  
School Education Department  
Government of West Bengal

Administrative Area  
helpscholarships@gmail.com

Screen Reader Adjust font size

NTSE 2020 NMMSE 2019 Notice

- NTSE 2020 Instruction **NEW**
- NMMSE 2019 Instruction **NEW**

**Click Here** →

**LOGIN**

Enter Your Registration No and Password:

WB2KLB1564038764

Password

79 + 52 Result

The above calculation result should be given in result section.

**SIGN IN**

Forgot Registration No / Password ?  
New user resigter here ▶

Old Notices...

Best Resolution: 1280\*767 Copyright © School Education Department, GoWB. Developed and Maintained By National Informatics Centre Best Viewed With: [Icons]

**STEP 9-a:** On successful login you will be redirected to your scholarships dashboard. Here you can see application current status along with a set of control. Click on “Application” and then click “Form Fill Up” to fill up NMMSE 2019 application form. You may read instructions given at bottom-right corner of the page.

**Scholarships Portal**  
School Education Department  
Government of West Bengal

Dashboard Application TEST

Form Fill Up

**WELCOME!** ( NMMSE 2019 APPLICANT )

**TEST TEST**

Class VIII (Eight)  
DOB 12-12-2005  
ID WB2KLB1564038764

Registration Details

**Current Status**

- REGISTRATION DONE. REGISTRATION NO- WB2KLB1564038764
- APPLICATION NOT FILLED UP.
- DOCUMENTS NOT UPLOADED YET.
- APPLICATION NOT FINALIZED.

**More info**

25-Jul-2019

Father's Name  
TEST TEST

Date of Application  
25-07-2019

Contact  
9000008000

**Click here to Fillup Application Form**

**Click Here to Download Registration Details**

**Instructions**

**Next Step:** Dear Test Test, you have not completely filled up your application. Kindly save your application, lock it and upload all necessary documents and finalize your application before the last date. [ Click on Application and then Form Fillup ].

**Read this Instruction for Step by Step Guidance**

**Your Current Application Status Display Here**

Best Resolution: 1280\*767  
Copyright © School Education Department, GoWB. Developed and Maintained By National Informatics Centre  
Best Viewed With: [Icons]

**STEP 9-b:** In case you have done some mistake while filling up application form or in document uploading, your application will be unlocked for some reason mentioned in the dashboard. You will receive an email regarding the same. Follow from step 9(a) [except 9(b)] and continue application edit/fill-up and correct your mistake mentioned in email / at dashboard. After correction kindly finalize your application before last date given to you.

A sample unlocked situation is given bellow-

The screenshot displays the Scholarships Portal interface for a user named 'TEST TEST' from 'ADHATA HIGH SCHOOL(H.S)'. The user's profile shows a placeholder for a photo, class 'VIII (Eight)', DOB '31-12-2005', and ID 'WB2KIG1564051007'. A 'Registration Details' button is visible. The 'More info' section lists the date of application as '25-07-2019' and contact number as '9832000000'. The 'Current Status' section indicates that the application is 'Application Unlocked' due to invalid information. It also shows that registration is done, the application is saved, and documents are uploading. The 'Instructions' section provides the next steps: to lock the application, download it, upload necessary documents, and finalize it before the last date. The footer includes the best resolution (1280\*767), copyright information, and browser recommendations.

**Scholarships Portal**  
School Education Department  
Government of West Bengal

Dashboard Application TEST

Form Fill Up

**Rectify Application Details and Document Section and Re-finalize the Application.**

**WELCOME!** ( NMMSE 2019 APPLICANT )

**TEST TEST**  
ADHATA HIGH SCHOOL(H.S)

**Current Status**

**Application Unlocked**

✓ YOUR APPLICATION HAS BEEN UNLOCKED DUE TO INVALID INFORMATION. PLEASE RECTIFY AND RE-FINALIZE YOUR APPLICATION.

✓ REGISTRATION DONE. REGISTRATION NO- WB2KIG1564051007

✓ APPLICATION SAVED.

✓ DOCUMENTS UPLOADING DONE.

✓ APPLICATION NOT FINALIZED.


**Instructions**

**Next Step:** Dear Test Test, you have saved your application. Kindly lock your application, download your application and upload all necessary documents and finalize your application before the last date. [ **Click on Application and then Form Fillup** ].

Best Resolution: 1280\*767 Copyright © School Education Department, GoWB. Developed and Maintained By National Informatics Centre Best Viewed With: Chrome, Firefox, Edge

**STEP 10:** Here you need to fill up application form dully with no-mistake and no wrong information. Any wrong information may cancel your candidature. After filling up application form click on 'Save' (at the center-bottom of this page) to save your application as draft mode. You may change your details in the application form and save it until you lock your application form. An example is given below:

For NMMSE 2019:

**Scholarships Portal**  
School Education Department  
Government of West Bengal

DashboardApplicationTEST

CENTRALLY SPONSORED NATIONAL MEANS-CUM-MERIT SCHOLARSHIP EXAMINATION, 2019  
(FOR STUDENTS STUDYING IN CLASS VIII)

APPLICATION FORM

Primary Details

Name of Candidate \*

TESTMIDDLE NTEST

Gender \*

MALE

Father's Name \*

TESTMIDDLE NTEST

Date of Birth \*

12-12-2005

Mother's Name \*

TESTMIDDLE NTEST

Email

test@test.com

Aadhaar No.

123412341234

Mobile

9000008000

Landline

LANDLINE

© scholarships.wbsed.gov.in

12



### Postal Address

Locality/House No./Street Name *	TEST	State *	WEST BENGAL ▼
City/Town/Village *	TEST	District *	NORTH TWENTY FOUR PARGANAS ▼
Police Station *	TEST	Area *	RURAL ▼
Post Office *	TEST	PIN Code *	700000

### Institution Details (in which candidate presently studying at Class VIII)

State	West Bengal	Medium of examination *	English ▼
District *	NORTH 24 PARGANAS ▼	Marks Obtained in class VII Annual Exam *	350
Sub-division *	BARASAT SADAR ▼	Full Marks in class VII Annual Exam *	500
School *	ADHATA HIGH SCHOOL(H.S) ▼		
Institution Locality/Area *	RURAL ▼		

### Other Details

Category of candidate *	SC ▼	Disability status of candidate as per P.W.D. Act *	Visually Impaired ▼
Parental Annual Income *	50001 - 100000 ▼	Religion *	HINDU ▼
Actual Annual Income *	80000	Hosteller *	No ▼
Orphan *	No ▼	Marital Status *	Un-Married ▼
Admission Fee *	240	Others Fee *	60
Tution Fee *	120	Parent Occupation *	Others ▼

**Bank Details** (Applicant may be single A/C holder. If he/she is joint A/C holder then he must be the first A/C holder of that bank account. Kindly link your aadhaar with your bank account.)

Bank A/C No. *	3000000000	IFSC Code *	SBIN0000000
Bank Name (in full) *	TEST BANK OF INDIA	Branch Name *	TEST
Aadhaar linked with Bank *	Yes		


---

**Photo Upload** (Upload a passport size photograph in .jpg or .jpeg format and file size within 20KB.)

Photo \*

Upload Image




Uploaded Image



Click Here To Upload Profile Image

Save

After filling up all the information  
Click here to Sava

Best Resolution: 1280\*767      Copyright © School Education Department, GoWB. Developed and Maintained By National Informatics Centre      Best Viewed With:   


**STEP 11:** Once saved you may find a Lock button at the bottom-right corner of the page. If you do not need any change in application form you can click on “Lock Details” to lock your application form and proceed to next step.

**Photo Upload** (Upload a passport size photograph in .jpg or .jpeg format and file size within 20KB.)

Photo \*

Change photo




Uploaded Image



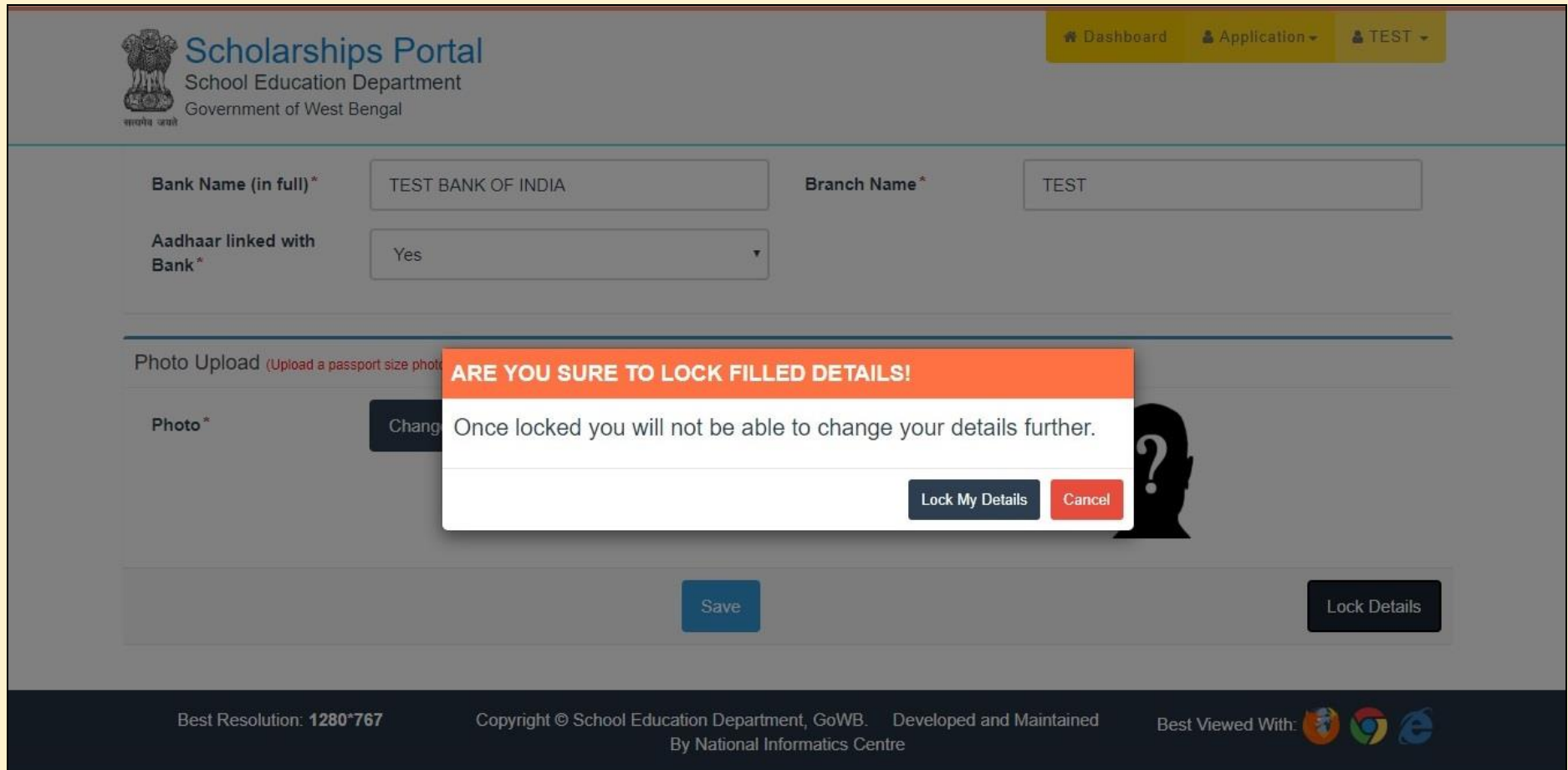
Save

Click Here to Lock Application Form Details

Lock Details

Best Resolution: 1280\*767      Copyright © School Education Department, GoWB. Developed and Maintained By National Informatics Centre      Best Viewed With:   

After clicking the Lock button, this window will open. Click “Lock My Details” button to lock the Application.



The screenshot displays the Scholarships Portal interface for the School Education Department, Government of West Bengal. The header includes the department's logo and name, along with navigation links for Dashboard, Application, and TEST. The main form area contains fields for Bank Name (TEST BANK OF INDIA), Branch Name (TEST), and Aadhaar linked with Bank (Yes). A Photo Upload section is also visible. A confirmation dialog box is overlaid on the form, asking "ARE YOU SURE TO LOCK FILLED DETAILS!" and stating "Once locked you will not be able to change your details further." The dialog has "Lock My Details" and "Cancel" buttons. The background form has "Save" and "Lock Details" buttons at the bottom. The footer contains technical information, copyright notice, and browser recommendations.

**Scholarships Portal**  
School Education Department  
Government of West Bengal

Dashboard Application TEST

Bank Name (in full)\* TEST BANK OF INDIA Branch Name\* TEST

Aadhaar linked with Bank\* Yes

Photo Upload (Upload a passport size photo)


Photo\* Change

**ARE YOU SURE TO LOCK FILLED DETAILS!**  
Once locked you will not be able to change your details further.  
Lock My Details Cancel

Save Lock Details

Best Resolution: 1280\*767 Copyright © School Education Department, GoWB. Developed and Maintained By National Informatics Centre Best Viewed With: [Browsers]

**STEP 12:** Once you locked your application form you will move to next step to download section where you need to download “Verification Certificate”. Take a print and signed it by your school / institutions HOI and scan the 2<sup>nd</sup> page of the verification certificate and get ready to upload it in upload section.

**Scholarships Portal**  
School Education Department  
Government of West Bengal

DashboardApplicationTEST




CENTRALLY SPONSORED NATIONAL MEANS-CUM-MERIT SCHOLARSHIP EXAMINATION, 2019  
(FOR STUDENTS STUDYING IN CLASS VIII)

DOWNLOAD SECTION

Download the filled application form with HOI Certificate and get the Certificate attested with official seal by HOI. The scan copy of signed application is to be uploaded later to complete the application process.

Download

Click Here to Download  
the Verification Certificate

Best Resolution: 1280\*767Copyright © School Education Department, GoWB. Developed and Maintained  
By National Informatics CentreBest Viewed With:   



**STEP 13:** Next step is uploading of supporting documents. Kindly read instructions before proceed to this section.

For NMMSE, 2019 you need to upload scan copy of verification certificate (2<sup>nd</sup> page only), bank passbook (Front page only which display your name along with Account number and IFSC code), and income certificate (Must be from Employer / Designated Officer mentioned in the instruction set clearly). In case if you belong to “SC / ST” you need to upload scan copy of your cast certificate. If you are “Physically Disabled”, you need to upload scan copy of Disability Certificate. Click On upload to proceed to the document uploading section.

The screenshot displays the Scholarships Portal interface for NMMSE 2019. At the top, the header includes the Government of West Bengal logo, the text "Scholarships Portal School Education Department Government of West Bengal", and navigation tabs for "Dashboard", "Application", and "TEST". The "Application" tab is active, showing a dropdown menu with "Download" and "Upload" options. A red arrow points to the "Upload" option.

The main content area is divided into two columns. The left column, titled "WELCOME! ( NMMSE 2019 APPLICANT )", contains a "TEST TEST" profile section with a placeholder image, a table of personal details, and a "More info" section with a timeline of events.

Class	DOB	ID
VIII (Eight)	12-12-2005	WB2KLB1564038764

Registration Details  
Verification Certificate

**More info**

25-Jul-2019

Father's Name  
TEST TEST


Date of Application  
25-07-2019

Contact  
9000008000

The right column, titled "Current Status", shows three status boxes: "REGISTRATION DONE. REGISTRATION NO- WB2KLB1564038764", "APPLICATION SAVED & LOCKED.", and "DOCUMENTS NOT UPLOADED YET.". Below these is a green "Instructions" box with the text: "Next Step: Dear Test Test, you have not yet uploaded documents. Kindly upload attested certificate from HOI of the printed application along with all necessary documents and finalize your application before the last date. [ Click on Application and then upload ]."

Best Resolution: 1280\*767 Copyright © School Education Department, GoWB. Developed and Maintained By National Informatics Centre Best Viewed With: [Icons]

**STEP 14:** By clicking on upload system will move to upload section, where you need to upload supporting documents in JPG/JPEG format under 100 KB file size. After uploading of all documents “Finalize Application” button will get active automatically. Click on “Finalize Application” to finalize your application.









**Scholarships Portal**  
School Education Department  
Government of West Bengal

DashboardApplicationTEST

CENTRALLY SPONSORED NATIONAL MEANS-CUM-MERIT SCHOLARSHIP EXAMINATION, 2019  
(FOR STUDENTS STUDYING IN CLASS VIII)

UPLOADING SECTION




Uploading Details (All files should be in JPEG/JPG format and each files should be within 100kb in size.)

Verification Certificate (From HOI)*	<input type="button" value="Choose File"/> No file chosen	<b>Click To Upload</b> 	<input type="button" value="Upload"/>  Pending
<b>Click To Select the Uploaded File</b> 	<input type="button" value="Choose File"/> No file chosen		<input type="button" value="Upload"/>  Pending
Income Certificate*	<input type="button" value="Choose File"/> No file chosen		<input type="button" value="Upload"/>  Pending
Bank Passbook Photo Copy (Only Page Where A/C Details Displayed)*	<input type="button" value="Choose File"/> No file chosen		<input type="button" value="Upload"/>  Pending
Caste Certificate*	<input type="button" value="Choose File"/> No file chosen		<input type="button" value="Upload"/>  Pending
Disability Certificate*	<input type="button" value="Choose File"/> No file chosen		<input type="button" value="Upload"/>  Pending

Finalize Application

Best Resolution: 1280\*767

Copyright © School Education Department, GoWB. Developed and Maintained By National Informatics Centre

Best Viewed With:   



## CENTRALLY SPONSORED NATIONAL MEANS-CUM-MERIT SCHOLARSHIP EXAMINATION, 2019 (FOR STUDENTS STUDYING IN CLASS VIII)

### UPLOADING SECTION

Uploading Details (All files should be in JPEG/JPG format and each files should be within 100kb in size.)

Verification Certificate (From HOI) \*

Choose File

No file chosen

Upload

View

✓ Uploaded

Income Certificate \*

Choose File

No file chosen

Upload

View

✓ Uploaded

Bank Passbook Photo Copy (Only  
Page Where A/C Details Displayed) \*

Choose File

No file chosen

Upload

View

✓ Uploaded

Caste Certificate \*

Choose File

No file chosen

Upload

View

✓ Uploaded

Disability Certificate \*

Choose File

No file chosen

Upload

View

✓ Uploaded

Click to view the  
Uploaded File

After uploading all the Documents this button will get activated.  
Click on it to finalize your Application. Once you finalize your application,  
you are unable to change any documents.

Finalize Application


After clicking the Finalize button, this window will open. Click “Finalize My Application” button to final submit.

The screenshot displays the 'Scholarships Portal' interface for the School Education Department, Government of West Bengal. The top navigation bar includes links for 'Dashboard', 'Application', and 'TEST'. The main section, titled 'Uploading Details', lists five required documents: Verification Certificate (From HOI)\*, Income Certificate\*, Bank Passbook Photo Copy (Only Page Where A/C Details Displayed)\*, Caste Certificate\*, and Disability Certificate\*. Each document has a 'Choose File' button, a status indicator (all show 'No file chosen'), and 'Upload' and 'View' buttons. All documents are marked as 'Uploaded' with a checkmark. A modal dialog box is centered on the screen, asking 'ARE YOU SURE TO FINALIZE YOUR APPLICATION!' and stating 'This is your last Step of Application submission for Scholarship.' It features 'Finalize My Application' and 'Cancel' buttons. A 'Finalize Application' button is also visible at the bottom right of the page.

Document Type	Choose File	Status	Upload	View	Action
Verification Certificate (From HOI)*	No file chosen	Uploaded	Upload	View	Finalize My Application / Cancel
Income Certificate*	No file chosen	Uploaded	Upload	View	Finalize My Application / Cancel
Bank Passbook Photo Copy (Only Page Where A/C Details Displayed)*	No file chosen	Uploaded	Upload	View	Finalize My Application / Cancel
Caste Certificate*	No file chosen	Uploaded	Upload	View	Finalize My Application / Cancel
Disability Certificate*	No file chosen	Uploaded	Upload	View	Finalize My Application / Cancel



**STEP 15:** Your application form has been sent for verification. You will be notified once it gets any update. If your application form has been unlocked due to some reason, then you need to follow step 9(b).

**Scholarships Portal**  
School Education Department  
Government of West Bengal




DashboardApplicationTEST

CENTRALLY SPONSORED NATIONAL MEANS-CUM-MERIT SCHOLARSHIP EXAMINATION, 2019  
(FOR STUDENTS STUDYING IN CLASS VIII)


UPLOADING SECTION

Uploading Details (All files should be in JPEG/JPG format and each files should be within 100kb in size.)

You have finalized your application.

Best Resolution: 1280\*767Copyright © School Education Department, GoWB. Developed and Maintained By National Informatics CentreBest Viewed With:   


**STEP 16:** After completing the whole process, your Dashboard will look like this.

**Scholarships Portal**  
School Education Department  
Government of West Bengal

DashboardApplicationTEST

**WELCOME!** ( NMMSE 2019 APPLICANT )

**TEST TEST**



ClassVIII (Eight)

DOB12-12-2005

IDWB2KLB1564038764

Registration Details

Verification Certificate

**Current Status**

REGISTRATION DONE. REGISTRATION NO- WB2KLB1564038764

APPLICATION SAVED & LOCKED.

DOCUMENTS UPLOADING DONE.

APPLICATION FINALIZED.

**Instructions**

**Next Step:** Dear Test Test, you have successfully completed application process. Your application has been sent for verification purposes.

**More info**

25-Jul-2019

Father's Name

TEST TEST

Date of Application




25-07-2019

Contact

9000008000

Best Resolution: 1280\*767

Copyright © School Education Department, GoWB. Developed and Maintained By National Informatics Centre

Best Viewed With:   

**THANK YOU**